



GAULI
INVESTMENT
SECURITIES

ТОР-20 ИНДЕКС

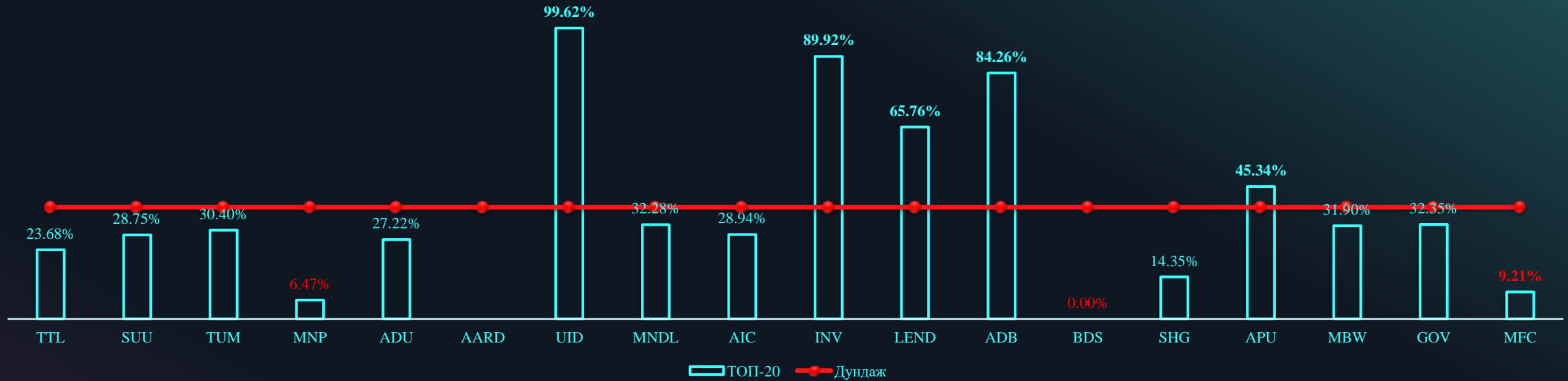


TOP-20 ИНДЕКС

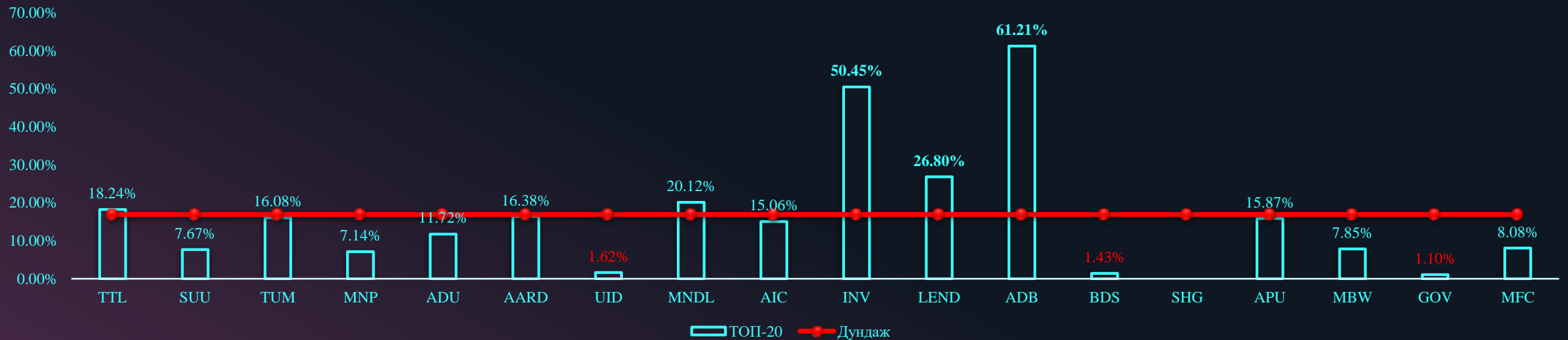


Д/Д	Компанийн нэр	Симбол	Хувьцааны ханш	Зах зээлийн үнэлгээ	EPS	GPM	NPM	PE	PB	PS	ББӨ	ROA	ROE	Тайлант үеийн цэвэр ашиг (алдагдал)
1	APU ХК	APU	635.2	675,946,838,834.54	69.90	45.34%	15.87%	9.09	1.92	1.44	54.66%	21.13%	15.46%	74,390,945,100.00
2	Тавантолгой ХК	TTL	6,500.0	342,323,800,000.00	912.61	23.68%	18.24%	7.12	3.82	1.30	76.32%	39.31%	53.68%	48,062,652,700.00
3	Говь ХК	GOV	270.0	210,630,375,270.00	2.95	32.35%	1.10%	91.38	0.61	1.00	67.65%	0.67%	2.91%	2,305,016,742.39
4	Инвескор ХК	INV	2,198.0	157,657,963,764.00	136.13	89.92%	50.45%	16.15	0.83	8.15	10.08%	12.07%	23.51%	9,764,607,200.00
5	Монгол шуудан ХК	MNP	725.0	72,200,113,175.00	11.08	6.47%	7.14%	65.42	3.15	4.67	93.53%	3.33%	4.81%	1,103,559,700.00
6	Сүү ХК	SUU	209.3	72,002,640,000.00	16.48	28.75%	7.67%	12.70	2.84	0.97	71.25%	8.92%	22.38%	5,667,988,900.00
7	Шарынгол ХК	SHG	6,500.0	66,106,573,000.00	(177.00)	14.35%			2.64	1.07	85.65%	-2.33%	-7.20%	-1,800,182,000.00
8	Ард санхүүгийн нэгдэл ХК	AARD	1,766.0	50,532,788,458.00	25.02		16.38%	70.58	0.82	11.56	0.00%	0.86%	1.16%	715,920,500.00
9	УлсынИхДэлгүүр ХК	UID	977.5	35,980,777,610.50	2.38	99.62%	1.62%			6.66	0.38%	1.06%	-7.61%	87,430,100.00
10	Лэндмн ХК	LEND	42.7	34,176,000,000.00	6.14	65.76%	26.80%	6.96	0.98	1.87	34.24%	8.45%	28.55%	4,910,189,200.00
11	Түмэншувуут ХК	TUM	162.3	32,456,000,000.00	16.16	30.40%	16.08%	10.04	1.42	1.61	69.60%	10.53%	14.11%	3,232,949,300.00
12	Мандал даатгал ХК	MNDL	50.2	31,339,940,320.00	9.32	32.28%	20.12%	5.38	1.52	1.08	67.72%	14.30%	28.15%	5,820,329,600.00
13	Монос хүнс ХК	MFC	70.3	28,742,185,088.40	1.86	9.21%	8.08%	37.72	1.37	3.05	55.17%	3.63%	4.80%	761,942,900
14	Ард кредит ХК	ADB	82.0	22,951,600,000.00	8.46	84.26%	61.21%	9.69	1.08	5.93	15.74%	10.18%	21.79%	2,369,351,310.00
15	Ард даатгал ХК	AIC	800.0	19,998,750,000.00	68.75	28.94%	15.06%	11.64	1.13	1.75	71.06%	8.25%	14.56%	1,718,749,000.00
16	Монгол базальт ХК	MBW	258.7	14,596,770,410.00	5.94	31.90%	7.85%	43.57	0.50	3.42	68.10%	1.14%	1.23%	335,035,600.0
17	ХөвсгөлАлтандуулга ХК	ADU	698.4	10,989,237,306.00	61.84	27.22%	11.72%	11.29	0.01	1.32	72.78%	5.71%	8.95%	973,079,900.00
18	Би Ди Сек ХК	BDS	270.0	3,697,618,410.00	1.46	0.00%	1.43%		0.37	2.65	0.00%	0.09%	0.12%	19,934,700.00
19		MIK		0.00		38.26%	16.87%	27.25	1.47	3.31	51%	8%	13%	

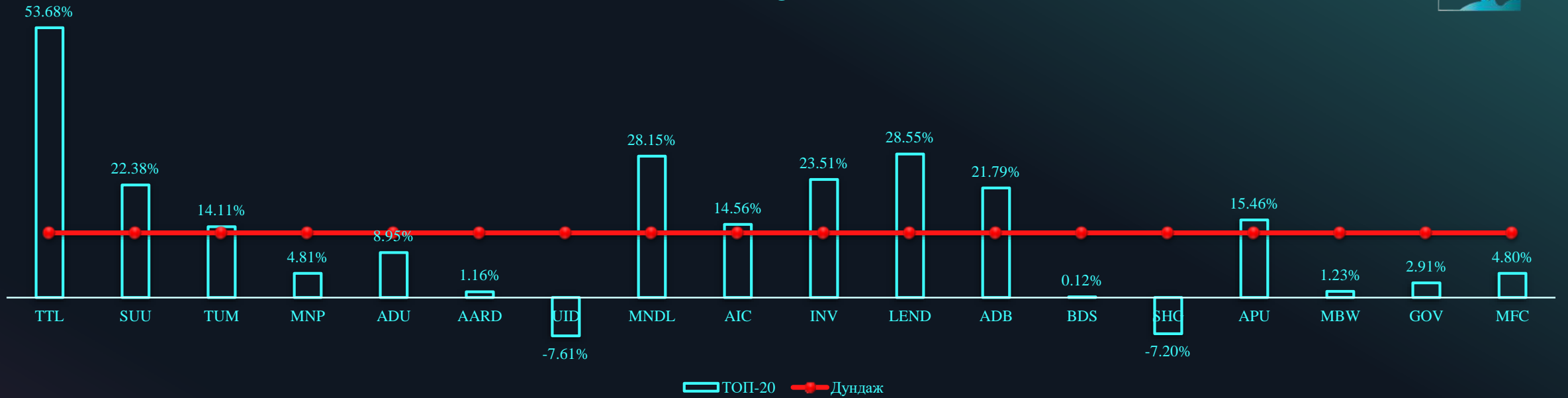
Нийт ахиуц ашиг



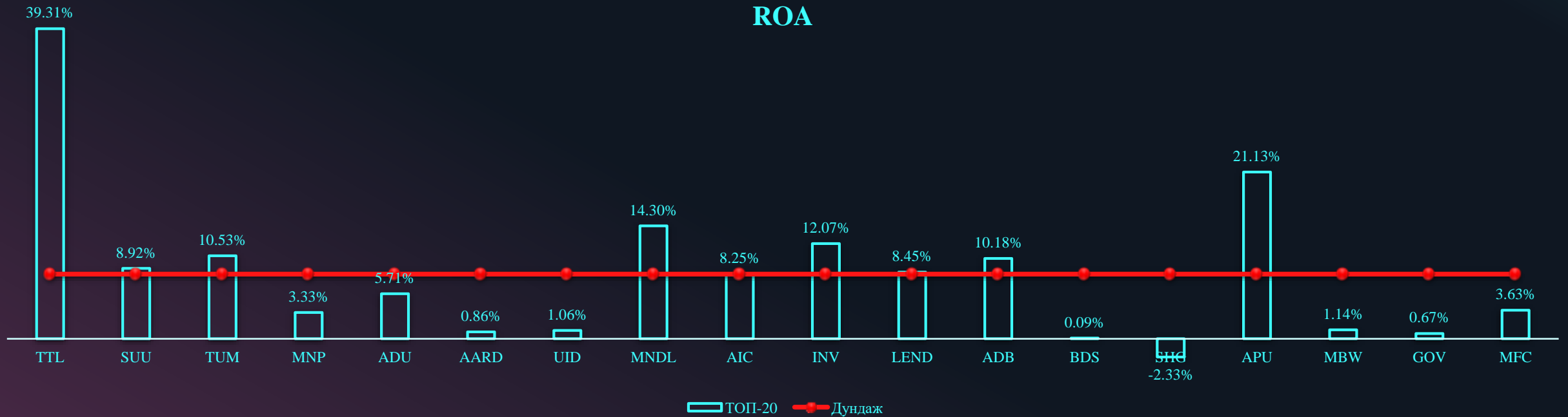
Цэвэр ахиуц ашиг



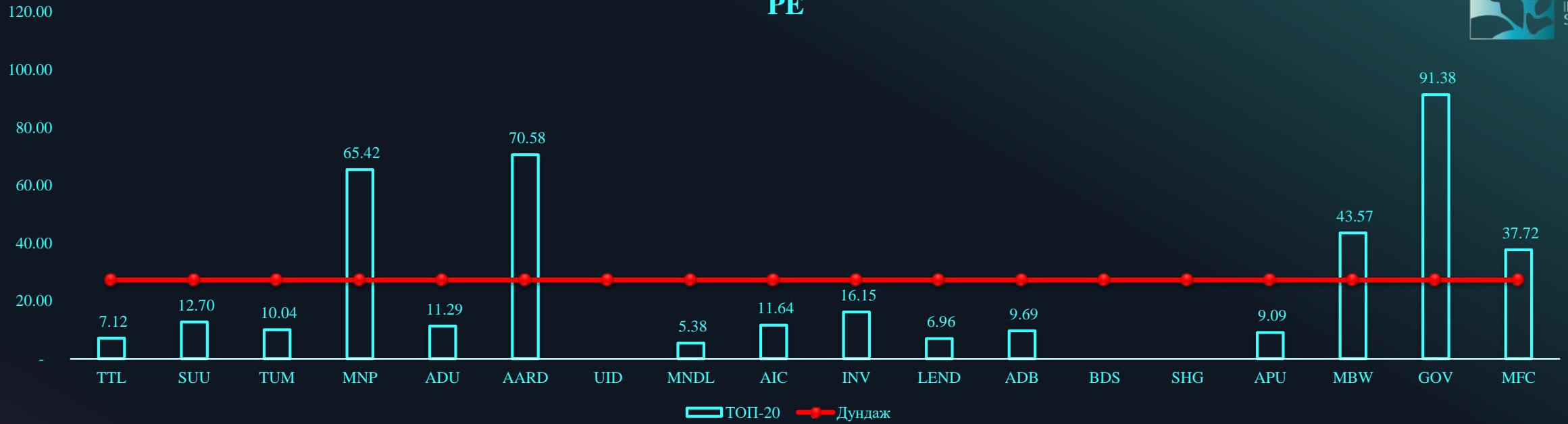
ROE



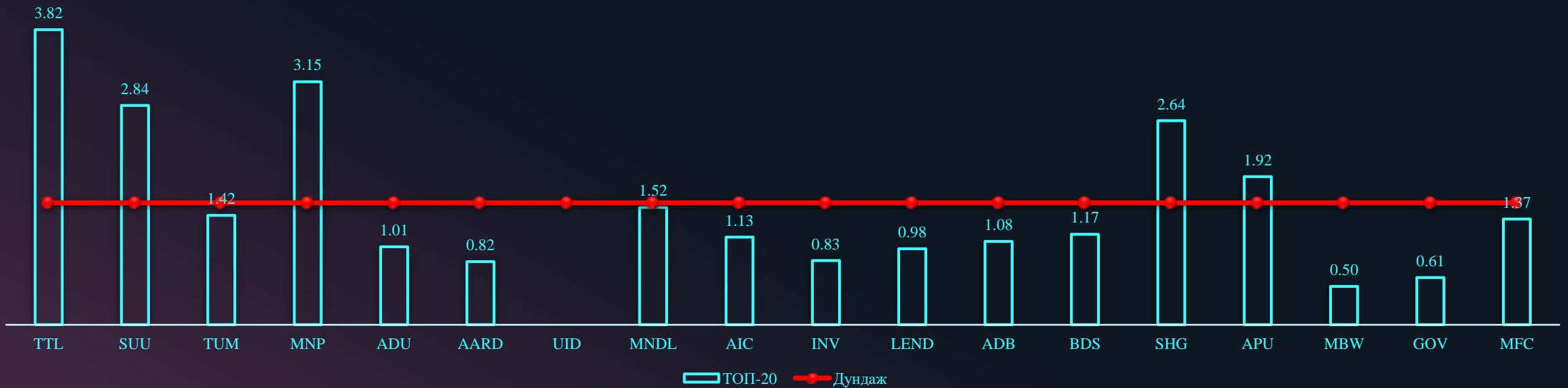
ROA



PE




PB



Хувьцааны ханш болон дансны үнэ



Тор-20 хувьцааны ханшийн харьцуулалт 2019.12.31 / 2020.04.07



АНХААРАЛ ХАНДУУЛСАН ТА БҮХЭНД БАЯРЛАЛАА

Хаяг

602 тоот, 6 давхар, Сонор Плаза
Багшийн дээд, Оюутны гудамж
Улаанбаатар хот, Монгол улс

Оффис: 70153300

И-мэйл хаяг: info@gauli.mn



Гаүли ҮЦК



Гаүли ҮЦК



Гаүли ҮЦК